

ONLINE PRESENTATION

What are the requirements? How to make?

On September 23-26, 2020, Opening ceremony, Plenary session and meetings of the scientific sections of FORM-2020 will be held in the **online format**.

If you are an online speaker (you will make a presentation online (via the Zoom service)), **you need to prepare presentation of your report and make a presentation online**.

If you know how to make an online presentation, please check out the following requirements:

- Duration: 5-10 minutes
- Language: English
- Business style clothing
- Test your audio is working
- Test your webcam and microphone are working

If you don't know how to make a video presentation, please read the following detailed step-by-step instructions.

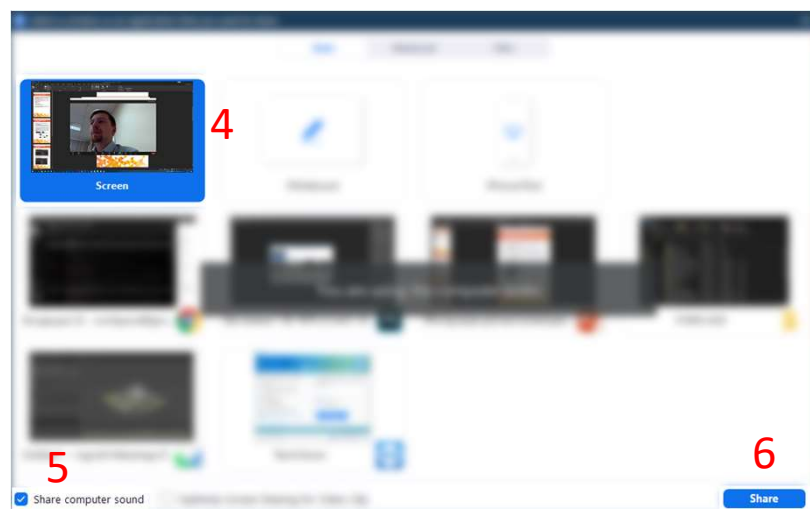
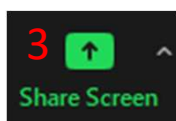
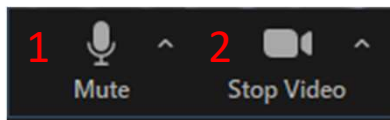


ONLINE PRESENTATION

How to do? Zoom.

On September 23-25, all meetings will be held in the **online format** using Zoom.

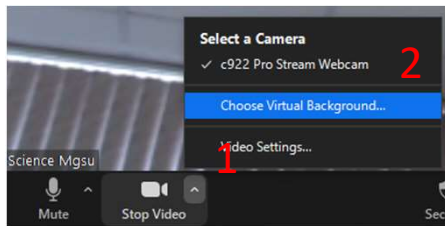
1. Create a presentation of your speech and prepare it to run on your computer screen.
2. Install the Zoom app (<https://zoom.us/>) and open it. Create an account in the app (if you don't have one) or log in.
3. Join the conference using the instructions in the email (you will receive an email with instructions one day before your report presentation).
4. When the moderator of the section asks you to make your presentation, turn on the webcam, microphone and screen sharing, make your presentation and turn off the webcam, microphone and screen sharing after this.



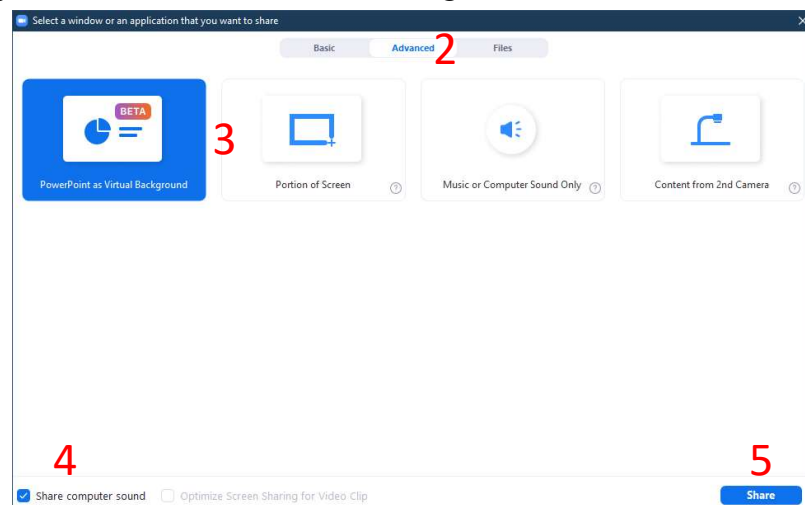
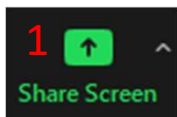
ONLINE PRESENTATION

How to do? Zoom.

- Please note that you can use a virtual background for the video.



- If your presentation does not contain video, audio or animation, you can use it as a background.



- Please make sure your camera and microphone are turned off when you are not making a presentation.



FORM 2020



CONSTRUCTION
THE FORMATION OF LIVING ENVIRONMENT

